



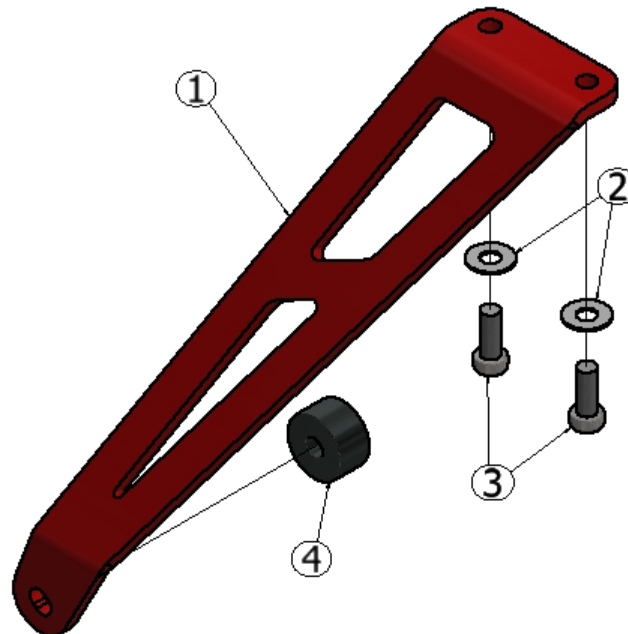
FITTING INSTRUCTIONS FOR EH0079BK EXHAUST HANGER
KTM DUKE 125 2017-



THIS KIT CONTAINS THE ITEMS PICTURED AND LABELLED BELOW.
DO NOT PROCEED UNTIL YOU ARE SURE ALL PARTS ARE PRESENT.

Please note that the way the kit is packed does not necessarily represent the way of mounting to the bike.

THE PARTS SHOWN MAY BE REPRESENTATIVE ONLY (FOR CLARITY OF INSTRUCTIONS ONLY)



Racing Technique Ltd T/A R&G
Unit 1, Shelley's Lane, East Worldham, Alton, Hampshire, GU34 3AQ
Tel: +44 (0)1420 89007 Fax: +44 (0)1420 87301 www.rg-racing.com Email: info@rg-racing.com



LEGEND

ITEM 1 = EXHAUST HANGER (HB0079) (x1)

ITEM 2 = M8 WASHERS (x2)


ITEM 3 = M8 x 20mm LONG BUTTON HEAD BOLTS (x2)

ITEM 4 = SPACER (S1043) (x1)

TOOLS REQUIRED

- Set of metric Allen keys to include 5 & 6mm A/F sizes.
- Socket set to include 14mm socket & wrench.

Please note that in cases where kits are packed with rubber washers holding the components onto the bolt – *the rubber washers should be thrown away!*



PICTURE 1



PICTURE 2

- Remove the two bolts arrowed in Picture 1 using a 5mm Allen key and remove metal bracket.
- Remove the two bolts arrowed in Picture 2 using a 6mm Allen key.
- Remove the bolt arrowed in Picture 3 using a 14mm Socket and a wrench. Please note to keep the OEM exhaust hanger supported during this process. Remove the OEM Exhaust hanger.
- Locate R&G exhaust hanger in position as original. Secure the two top mounts of the exhaust hanger to the sub-frame using two M8 bolts and washers provided in the kit. Do not fully tighten the bolts at this stage.
- Locate the spacer (Item 4) behind the lower mount of the exhaust bracket so that the spacer sits between the exhaust bracket and the exhaust can's clamp. Secure using OEM bolt removed at earlier stage.
- Tighten all three bolts.
- Please ensure when the motorcycle is being used that no parts are in such a position that they may collide/damage other bike parts (this is particularly important if using after-market cans or exhaust systems).

Please note that it is your responsibility to ensure that no part of the exhaust hanger or exhaust assembly fouls or comes into contact with other parts of the machine. Do not ride the motorcycle until this aspect has been verified and you have compressed the rear suspension (if appropriate to the design of the motorcycle) to test this thoroughly.



ISSUE 1 16/06/2017 (HH)

CONSUMER NOTICE

The catalogue description and any exhibition of samples are only broad indications of the Products and R&G may make design changes which do not diminish their performance or visual appeal and supplying them in such state shall conform to the order. The Buyer acknowledges no representation or warranty (other than as to title) has been given or will apply to the Products other than those in R&G's order or confirmation and the Buyer confirms it has chosen the Products as being of merchantable quality and suitable for its particular purposes. Where R&G fits the Products or undertakes other services it shall exercise reasonable skill and care and rectify any fault free of charge unless the workmanship has been disturbed. The Buyer is responsible for ensuring that the warranty on the motorcycle is not affected by the fitting of the Products. On return of any defective Products R&G shall at its option either supply a replacement or refund the purchase money but shall not be liable if the Products have been modified or used or maintained otherwise than in accordance with R&G's or manufacturer's instructions and good engineering practice or if the defect arises from accident or neglect. Other than identified above and subject to R&G not limiting its liability for causing death and personal injury, it shall not be liable for indirect or consequential loss and otherwise its liability shall be limited to the amounts paid by the Buyer for the Products or the fitting or service concerned. These terms do not affect the Buyer's statutory rights.

R&G RACING RETURNS POLICY (NON-FAULTY GOODS)

Returns must be pre-authorized (if not pre-authorized the return will be rejected). Goods may only be returned direct to us if they were purchased direct from us (customer must prove if necessary). Otherwise to be returned to original vendor. Goods must be in re-sellable condition, in the opinion of R&G Racing. All returns are subject to a 25% restocking and handling fee (25% of the gross value exc. P&P – at the prevailing price at time of purchase). The customer must pay any and all carriage charges. No returns of discontinued products, unless within 14 days of purchase. This policy does not affect your statutory rights and does not refer to faulty goods.



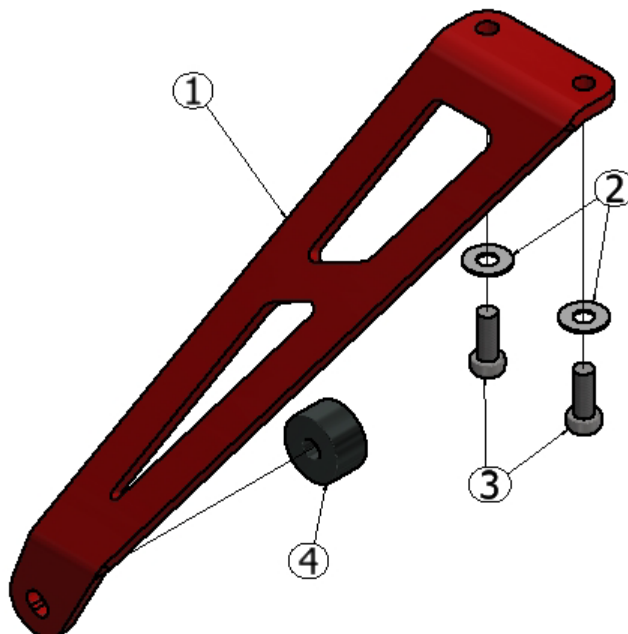
NOTICE DE MONTAGE POUR EH0079BK SUPPORT POT D'ÉCHAPPEMENT
KTM DUKE 125 2017-



Le kit contient les articles exposés ci-dessous, vérifier que toutes les pièces soient présentes avant de procéder au montage.

La façon dont le kit est emballé ne correspond pas forcément à la façon de monter les pièces sur la moto.

LES PARTIES PRESENTÉES PEUVENT ÊTRE UNIQUEMENT REPRESENTATIVES (POUR LA CLARTE DES INSTRUCTIONS UNIQUEMENT)





LEGENDE

ARTICLE 1 = SUPPORT POT D'ÉCHAPPEMENT (HB0079) (x1)

ARTICLE 2 = M8 RONDELLES (x2)

ARTICLE 3 = M8 x 20mm BOULONS (x2)

ARTICLE 4 = ENTRETOISE (S1043) (x1)

OUTILS REQUIS

- Clés Allen 5 & 6mm.
- Clé à cliquet + douille 14mm

Notez que si les kits sont emballés avec des rondelles en caoutchouc servant à tenir les composants, *ces rondelles doivent être jetées !*




PHOTO 1



PHOTO 2

- Enlever les 2 boulons indiqués sur la photo 1 en utilisant une clé Allen 5mm puis enlever le support en metal.
- Enlever les 2 boulons indiqués sur la photo 2 en utilisant une clé Allen 6mm.
- Enlever le boulon indiqué sur la photo 3 en utilisant une clé à cliquet + douille 14mm. Notez qu'il faut support le support pot d'échappement d'origine pendant l'opération. Enlever le support pot d'échappement d'origine.
- Placer le support pot d'échappement R&G en position comme à l'origine. Fixer les 2 supports supérieurs du support pot d'échappement au sous-cadre en utilisant les 2 boulons M8 et rondelles fournis dans le kit. Ne pas serrer complètement les boulons à ce stade.
- Placer l'entretoise (Article 4) derrière le support inférieur du support pot d'échappement de façon à ce que l'entretoise se place entre le support pot d'échappement et la pince d'échappement. Fixer avec le boulon d'origine enlevé plus tôt..
- Serrer les 3 boulons.
- Vérifier qu'aucune partie de la moto ne puisse potentiellement heurter une autre partie de la moto lors de son utilisation (cela est particulièrement important si vous utilisez un pot d'échappement qui n'est pas d'origine).



- ***Il est de votre responsabilité de veiller à ce qu'aucune partie du support de pot d'échappement ne puisse entrer en contact avec d'autres parties de la moto. Ne pas utiliser la moto tant que ce point n'a pas été vérifié, en ayant compresser l'amortisseur arrière (si le design de la moto le permet).***

ISSUE 1 16/06/2017 (HH)

CONSUMER NOTICE

The catalogue description and any exhibition of samples are only broad indications of the Products and R&G may make design changes which do not diminish their performance or visual appeal and supplying them in such state shall conform to the order. The Buyer acknowledges no representation or warranty (other than as to title) has been given or will apply to the Products other than those in R&G's order or confirmation and the Buyer confirms it has chosen the Products as being of merchantable quality and suitable for its particular purposes. Where R&G fits the Products or undertakes other services it shall exercise reasonable skill and care and rectify any fault free of charge unless the workmanship has been disturbed. The Buyer is responsible for ensuring that the warranty on the motorcycle is not affected by the fitting of the Products. On return of any defective Products R&G shall at its option either supply a replacement or refund the purchase money but shall not be liable if the Products have been modified or used or maintained otherwise than in accordance with R&G's or manufacturer's instructions and good engineering practice or if the defect arises from accident or neglect. Other than identified above and subject to R&G not limiting its liability for causing death and personal injury, it shall not be liable for indirect or consequential loss and otherwise its liability shall be limited to the amounts paid by the Buyer for the Products or the fitting or service concerned. These terms do not affect the Buyer's statutory rights.

R&G RACING RETURNS POLICY (NON-FAULTY GOODS)

Returns must be pre-authorized (if not pre-authorized the return will be rejected). Goods may only be returned direct to us if they were purchased direct from us (customer must prove if necessary). Otherwise to be returned to original vendor. Goods must be in re-sellable condition, in the opinion of R&G Racing. All returns are subject to a 25% restocking and handling fee (25% of the gross value exc. P&P – at the prevailing price at time of purchase). The customer must pay any and all carriage charges. No returns of discontinued products, unless within 14 days of purchase. This policy does not affect your statutory rights and does not refer to faulty goods.



FITTING INSTRUCTIONS FOR BLP0070BK REAR FOOTREST BLANKING
PLATE
KTM DUKE 125 '17-



Please note that the way the kit is packed does not necessarily represent the way of mounting to the bike

THE PARTS SHOWN MAY BE REPRESENTATIVE ONLY (FOR CLARITY OF INSTRUCTIONS ONLY)

Please note that in cases where kits are packed with rubber washers holding the components onto the bolt – *the rubber washers should be thrown away!*

TOOLS REQUIRED

- 5 and 6mm A/F metric Allen key.

FITTING INSTRUCTIONS

- Remove rear footrest on the left side of the bike.
- Fit the two counter-sunk head bolts through the holes in the blanking plate.
- Offer assembly up to bike and engage both bolts as shown in top picture.
- Tighten evenly using 5mm Allen key.

ISSUE 1 16/06/2017 (HH)

CONSUMER NOTICE

The catalogue description and any exhibition of samples are only broad indications of the Products and R&G may make design changes which do not diminish their performance or visual appeal and supplying them in such state shall conform to the order. The Buyer acknowledges no representation or warranty (other than as to title) has been given or will apply to the Products other than those in R&G's order or confirmation and the Buyer confirms it has chosen the Products as being of merchantable quality and suitable for its particular purposes. Where R&G fits the Products or undertakes other services it shall exercise reasonable skill and care and rectify any fault free of charge unless the workmanship has been disturbed. The Buyer is responsible for ensuring that the warranty on the motorcycle is not affected by the fitting of the Products. On return of any defective Products R&G shall at its option either supply a replacement or refund the purchase money but shall not be liable if the Products have been modified or used or maintained otherwise than in accordance with R&G's or manufacturer's instructions and good engineering practice or if the defect arises from accident or neglect. Other than identified above and subject to R&G not limiting its liability for causing death and personal injury, it shall not be liable for indirect or consequential loss and otherwise its liability shall be limited to the amounts paid by the Buyer for the Products or the fitting or service concerned. These terms do not affect the Buyer's statutory rights.

R&G RACING RETURNS POLICY (NON-FAULTY GOODS)

Returns must be pre-authorised (if not pre-authorised the return will be rejected). Goods may only be returned direct to us if they were purchased direct from us (customer must prove if necessary). Otherwise to be returned to original vendor. Goods must be in re-sellable condition, in the opinion of R&G Racing. All returns are subject to a 25% restocking and handling fee (25% of the gross value exc. P&P – at the prevailing price at time of purchase). The customer must pay any and all carriage charges. No returns of discontinued products, unless within 14 days of purchase. This policy does not affect your statutory rights and does not refer to faulty goods.

Racing Technique Ltd T/A R&G
Unit 1, Shelley's Lane, East Worldham, Alton, Hampshire, GU34 3AQ
Tel: +44 (0)1420 89007 Fax: +44 (0)1420 87301 www.rg-racing.com Email: info@rg-racing.com



NOTICE DE MONTAGE POUR BLP0070BK PLAQUE D'OBTURATION DU
REPOSE PIED ARRIERE
KTM DUKE 125 '17-



La façon dont le kit est emballé ne correspond pas forcément à la façon de monter les pièces sur la moto.

LES PARTIES PRESENTEES PEUVENT ETRE UNIQUEMENT REPRESENTATIVES (POUR LA CLARTE DES INSTRUCTIONS UNIQUEMENT).

Notez que si les kits sont emballés avec des rondelles en caoutchouc servant à tenir les composants, *ces rondelles doivent être jetées* !

OUTILS REQUIS

- Clés Allen 5 et 6mm.

NOTICE DE MONTAGE

- Enlever le repose pied arrière du côté gauche de la moto.
- Insérer les 2 boulons dans les trous de la plaque d'obturation.
- Monter l'ensemble sur la moto puis engager les 2 boulons comme sur la photo du haut.
- Serrer de façon égale à l'aide d'une clé Allen 5mm

ISSUE 1 16/06/2017 (HH)



**MONTAGEANLEITUNG FÜR BLP0070BK ABDECKPLATTE FÜR DIE
HINTERE FUSSRASTE
KTM DUKE 125 '17-**



Hinweis: Die Verpackung der Teile stellt nicht die Reihenfolge der Montage dar.

DIE ABGEBILDETEN TEILE DIENEN LEDIGLICH ZUR ERKLÄRUNG.

Hinweis für Kits mit Plastikunterlegscheiben an den Schrauben – *Diese Plastikunterlegscheiben werden nicht für den Einbau benötigt!*

SIE BENÖTIGEN FOLGENDES WERKZEUG

- 5 und 6mm Inbusschlüssel

MONTAGEANLEITUNG:

- Entfernen Sie die hintere Fußraste an der linken Seite des Motorrades.
- Montieren Sie die zwei Senkschrauben an den Öffnungen an der Abdeckplatte.
- Die Einheit ans Motorrad ansetzen und beide Schrauben wie oben abgebildet anbringen.
- Benutzen Sie einen 5mm Inbusschlüssel, um alles gleichmäßig festzuziehen.

AUSGABE 1 16/06/2017 (HH)

CONSUMER NOTICE

The catalogue description and any exhibition of samples are only broad indications of the Products and R&G may make design changes which do not diminish their performance or visual appeal and supplying them in such state shall conform to the order. The Buyer acknowledges no representation or warranty (other than as to title) has been given or will apply to the Products other than those in R&G's order or confirmation and the Buyer confirms it has chosen the Products as being of merchantable quality and suitable for its particular purposes. Where R&G fits the Products or undertakes other services it shall exercise reasonable skill and care and rectify any fault free of charge unless the workmanship has been disturbed. The Buyer is responsible for ensuring that the warranty on the motorcycle is not affected by the fitting of the Products. On return of any defective Products R&G shall at its option either supply a replacement or refund the purchase money but shall not be liable if the Products have been modified or used or maintained otherwise than in accordance with R&G's or manufacturer's instructions and good engineering practice or if the defect arises from accident or neglect. Other than identified above and subject to R&G not limiting its liability for causing death and personal injury, it shall not be liable for indirect or consequential loss and otherwise its liability shall be limited to the amounts paid by the Buyer for the Products or the fitting or service concerned. These terms do not affect the Buyer's statutory rights.

R&G RACING RETURNS POLICY (NON-FAULTY GOODS)

Returns must be pre-authorized (if not pre-authorized the return will be rejected). Goods may only be returned direct to us if they were purchased direct from us (customer must prove if necessary). Otherwise to be returned to original vendor. Goods must be in re-sellable condition, in the opinion of R&G Racing. All returns are subject to a 25% restocking and handling fee (25% of the gross value exc. P&P – at the prevailing price at time of purchase). The customer must pay any and all carriage charges. No returns of discontinued products, unless within 14 days of purchase. This policy does not affect your statutory rights and does not refer to faulty goods.

Racing Technique Ltd T/A R&G
Unit 1, Shelley's Lane, East Worldham, Alton, Hampshire, GU34 3AQ
Tel: +44 (0)1420 89007 Fax: +44 (0)1420 87301 www.rg-racing.com Email: info@rg-racing.com