





**Fitting Instructions for OCG002SI Oil Cooler Guard**  
**Ducati Scrambler 2015-**



**In This Kit There Should Be**  
1x Oil Cooler Guard with brushed finish (OCG0022)  
2x 4mm Cable tie x 250mm long  
2x 100mm Length of self-adhesive foam



PICTURE 1



PICTURE 2



PICTURE 3




PICTURE 4

R&G Racing  
Unit 1, Shelley's Lane, East Worldham, Alton, Hampshire, GU34 3AQ  
Tel: +44 (0)1420 89007 Fax: +44 (0)1420 87301 [www.rg-racing.com](http://www.rg-racing.com) Email: [info@rg-racing.com](mailto:info@rg-racing.com)



PICTURE 5



PICTURE 6

- To fit the oil cooler guard to the bike cut the foam strip provided into 10mm wide pieces and stick them to the back of the oil cooler guard frame, so that they sit between the oil cooler guard and the radiator.
- Remove the three bolts that secure the plastic side cowling in place, as arrowed in pictures 1 and 2.
- Remove the side cowling as shown in picture 3.
- Remove the bolt that secures the oil cooler radiator in place on the right hand side of the bike, as arrowed in picture 2.
- Offer the R&G oil cooler guard (OCG0022BK) into place on the oil cooler, as shown in picture 4.
- Use the two cable ties to secure the guard into position as shown in pictures 5 and 6.
- Refit the original plastic side cowling.

ISSUE 1 19/03/2015 (NSY)

#### CONSUMER NOTICE

The catalogue description and any exhibition of samples are only broad indications of the Products and R&G may make design changes which do not diminish their performance or visual appeal and supplying them in such state shall conform to the order. The Buyer acknowledges no representation or warranty (other than as to title) has been given or will apply to the Products other than those in R&G's order or confirmation and the Buyer confirms it has chosen the Products as being of merchantable quality and suitable for its particular purposes. Where R&G fits the Products or undertakes other services it shall exercise reasonable skill and care and rectify any fault free of charge unless the workmanship has been disturbed. The Buyer is responsible for ensuring that the warranty on the motorcycle is not affected by the fitting of the Products. On return of any defective Products R&G shall at its option either supply a replacement or refund the purchase money but shall not be liable if the Products have been modified or used or maintained otherwise than in accordance with R&G's or manufacturer's instructions and good engineering practice or if the defect arises from accident or neglect.

Other than identified above and subject to R&G not limiting its liability for causing death and personal injury, it shall not be liable for indirect or consequential loss and otherwise its liability shall be limited to the amounts paid by the Buyer for the Products or the fitting or service concerned. These terms do not affect the Buyer's statutory rights.

#### R&G RACING RETURNS POLICY (NON-FAULTY GOODS)

Returns must be pre-authorized (if not pre-authorized the return will be rejected). Goods may only be returned direct to us if they were purchased direct from us (customer must prove if necessary). Otherwise to be returned to original vendor. Goods must be in re-sellable condition, in the opinion of R&G Racing. All returns are subject to a 25% restocking and handling fee (25% of the gross value exc. P&P – at the prevailing price at time of purchase). The customer must pay any and all carriage charges. No returns of discontinued products, unless within 14 days of purchase. This policy does not affect your statutory rights and does not refer to faulty goods.

R&G Racing

Unit 1, Shelley's Lane, East Worldham, Alton, Hampshire, GU34 3AQ

Tel: +44 (0)1420 89007 Fax: +44 (0)1420 87301 [www.rg-racing.com](http://www.rg-racing.com) Email: [info@rg-racing.com](mailto:info@rg-racing.com)



**INSTRUCTIONS DE MONTAGE POUR OCG0022SI Grille de protection du refroidisseur d'huile**  
**Ducati Scrambler 2015-**



**Le kit doit contenir :**

- 1x Grille de protection finition brossée (OCG0022)
- 2x 4mm Colliers de câblage x 250mm de long
- 2x 100mm Longueurs de mousses autocollantes




PHOTO 1




PHOTO 2



PHOTO 3



PHOTO 4



PHOTO 5




PHOTO 6

- Couper la mousse en bandeaux de 10mm puis collez ces bandeaux au bas du support de refroidisseur d'huile, de façon à ce que ces bandeaux se situent entre la protection refroidisseur d'huile et le radiateur.
- Enlever les trois boulons qui fixent le capot en plastique latéral en place, voir photos 1 et 2.
- Retirer le capot latéral, voir photo 3.
- Enlever le boulon qui fixe le radiateur refroidisseur d'huile en place du côté droit de la moto, voir photo 2.
- Mettre la protection refroidisseur d'huile R&G en place (OCG0022BK) sur le refroidisseur d'huile, voir photo 4.
- Utiliser les deux colliers de câblage pour fixer la protection en position, voir photos 5 et 6.
- Remettre le capot latéral d'origine en place.

ISSUE 1 19/03/2015 (NSY)

#### CONSUMER NOTICE

The catalogue description and any exhibition of samples are only broad indications of the Products and R&G may make design changes which do not diminish their performance or visual appeal and supplying them in such state shall conform to the order. The Buyer acknowledges no representation or warranty (other than as to title) has been given or will apply to the Products other than those in R&G's order or confirmation and the Buyer confirms it has chosen the Products as being of merchantable quality and suitable for its particular purposes. Where R&G fits the Products or undertakes other services it shall exercise reasonable skill and care and rectify any fault free of charge unless the workmanship has been disturbed. The Buyer is responsible for ensuring that the warranty on the motorcycle is not affected by the fitting of the Products. On return of any defective Products R&G shall at its option either supply a replacement or refund the purchase money but shall not be liable if the Products have been modified or used or maintained otherwise than in accordance with R&G's or manufacturer's instructions and good engineering practice or if the defect arises from accident or neglect.

Other than identified above and subject to R&G not limiting its liability for causing death and personal injury, it shall not be liable for indirect or consequential loss and otherwise its liability shall be limited to the amounts paid by the Buyer for the Products or the fitting or service concerned. These terms do not affect the Buyer's statutory rights.

#### R&G RACING RETURNS POLICY (NON-FAULTY GOODS)

Returns must be pre-authorized (if not pre-authorized the return will be rejected). Goods may only be returned direct to us if they were purchased direct from us (customer must prove if necessary). Otherwise to be returned to original vendor. Goods must be in re-sellable condition, in the opinion of R&G Racing. All returns are subject to a 25% restocking and handling fee (25% of the gross value exc. P&P – at the prevailing price at time of purchase). The customer must pay any and all carriage charges. No returns of discontinued products, unless within 14 days of purchase. This policy does not affect your statutory rights and does not refer to faulty goods.

R&G Racing

Unit 1, Shelley's Lane, East Worldham, Alton, Hampshire, GU34 3AQ

Tel: +44 (0)1420 89007 Fax: +44 (0)1420 87301 [www.rg-racing.com](http://www.rg-racing.com) Email: [info@rg-racing.com](mailto:info@rg-racing.com)